



XENPAK-10GB-LR



Compliance:

- IEEE 802.3ae
- 10GBASE-LR
- XENPAK MSA
- RoHS

The XENPAK-10GB-LR is programmed to be fully compatible and functional with all intended Cisco Series switching devices. This XENPAK optical transceiver is designed for IEEE 802.3ae 10GBASE-LR interconnects and is compliant with the XENPAK Multi-Source Agreement (MSA) Specification. This module is designed for single mode fiber and operates at a nominal wavelength of 1310nm up to 10KM.

Features:

- Up to 10 GBd bi-directional bit rates
- 1310nm DFB laser
- PIN photo-detector
- XAUI electrical interface: 4 lanes @ 3.125 GBd
- MDIO, DOM (Digital Optics Monitoring) support
- Hot-pluggable XENPAK footprint
- Duplex SC Connector
- Up to 10km over singlemode fiber
- Adaptable 5V / 3.3V / 1.2V power supply
- Operating Case Temperature: C-Temp: 0° to 70°

Absolute Maximum Ratings

Parameter	Symbol	Min	Type	Max	Unit
Storage Ambient Temperature	T_s	-40		85	°C
Supply Voltage (5V)	V_5	0		6	V
Supply Voltage (3.3V)	V_3	0		4	V
Supply Voltage (APS)	V_{APS}	0		1.5	V
Optical Receiver Input	P_{IMAX}			1.5	dBm



Precision Rated Optics

Work with a PRO!

General Specifications

Parameter	Symbol	Min	Type	Max	Unit	Remarks
Data Rate	DR		10.3125		GBd	
Bit Error Rate	BER			10 ⁻¹²		
Total Power Consumption	P			3	W	
Supply Voltage (5V)	V _{CC5}	4.75	5	5.25	V	Operating Env
Supply Voltage (+3.3V)	V _{CC3}	3.14	3.3	3.47	V	Operating Env
Supply Voltage (APS)	V _{CCAPS}	1.152	1.2	1.248	V	Operating Env
Supply Current (5V)	I _{CC5}			1000	mA	
Supply Current (+3.3V)	I _{CC3}			300	mA	
Supply Current (APS)	I _{CCAPS}			1000	mA	

Link Distances

Parameter	Fiber Type	Distance Range (m)
10.3 GBd	9/125um SMF	2-10,000

Optical Characteristics - Transmitter

Parameter	Symbol	Min	Type	Max	Unit	Remarks
Optical Wavelength	λ	1290		1330	nm	
Launch Power	P _{OUT}	-8.2		0.5	dBm	Average
Launch Power in OMA	P _{OMA}	-5.2			dBm	
Launch Power of OFF	P _{OUT_OFF}			-30	dBm	Average
Side Mode Suppression Ratio	SMSR	30			dB	
Spectral Width (-20 dB)	$\Delta\lambda$			0.6	nm	
Optical Extinction Ratio	ER	3.5			dB	
Optical Return Loss Tolerance	ORL _T			12	dB	
Relative Intensity Noise	RIN			-128	dB/Hz	
Transmitter Dispersion Penalty	TDP			3.2	dB	

Optical Characteristics Receiver

Parameter	Symbol	Min	Max	Unit	Remarks
Center Wavelength Range	λ_c	1260	1600	nm	
Optical Input Power	P _{IN}	-14.4	0.5	dBm	Average, Informative
Receiver Sensitivity in OMA	P _{IN_OMA}		-12.6		
Stressed Receiver Sensitivity	P _{IN_S}		-10.3		
Receive Reflectance	TR _{RX}		-12	dB	
Loss of Signal Assert Level	P _{LOS_A}	-25		dBm	
Loss of Signal DeAssert Level	P _{LOS_D}		-16	dBm	
Loss of Signal Hysteresis	P _{LOS_H}	1		dBm	
RX electrical 3dB upper cutoff frequency	FR		12.3	GHz	



Precision Rated Optics

Work with a PRO!

Electrical Characteristics - DC

Parameter	Symbol	Min	Type	Max	Unit	Remarks
A) 1.2V COMS I/O DC Characteristics (PRTAD; LASI; RESET; TX_ON/OFF)						
External Pull-Up Resistor For Open Drain	R_{PU}	10		22	k Ω	
Output High Voltage	V_{OH}	1			V	
Output Low Voltage	V_{OL}			0.15	V	
Input High Voltage	V_{IH}	0.84		1.2	V	
Input Low Voltage	V_{IL}			0.36	V	
Input Pull-Down Current	I_{PD}	20		120	μ A	VIN=1.2V
B) XAUI I/O DC Characteristics (TXLANE[0..3]; RXLANE[0..3])						
Differential Input Amplitude	V_{IN_XAUI}	200		2500	mV	AC Coupled
Differential Output Amplitude	V_{OUT_XAUI}	800		1600	mV	AC Coupled
C) MDIO I/O DC Characteristics (MDIO; MDC)						
Output Low Voltage	V_{OL}			0.2	V	IOL=100 μ A
Output Low Current	I_{OL}			4	mA	
Input High Voltage	V_{IH}	0.84		1.2	V	
Input Low Voltage	V_{IL}			0.36	V	
Pull-Up Supply Voltage	V_{PU}	1.152	1.2	1.248	V	
Input Capacitance	C_{IN}			10	pF	
Load Capacitance	C_{LOAD}			470	pF	
External Pull-Up Resistance	R_{PU}	200			Ω	

Electrical Characteristics - AC

Parameter	Symbol	Min	Type	Max	Unit	Remarks
A) XAUI Input AC Characteristics (TXLANE[0..3])						
Baud Rate	BR_{XAUI_IN}			3.125	GBd	
Baud Rate Tolerance	BR_{TOL_XAUI}	-100		100	ppm	
Differential Input Impedance	Z_{IN_XAUI}	80	100	120	Ω	
Differential Return Loss	RL_{IN}	10			dB	100MHz to 2.5GHz
Input Differential Skew	T_{IN_SKEW}			75	ps	Crossing Point
Jitter Amplitude Tolerance	J_{XAUI_TOL}			0.65	UIPP	IEEE 802.3ae
B) XAUI Output AC Characteristics (RXLANE[0..3])						
Baud Rate	BR_{XAUI_OUT}			3.125	GBd	
Baud Rate Variation	BR_{XAUI_VAR}	-100		100	ppm	
XAUI Eye Mask (far-end)						According to IEEE 802.3ae
Output Differential Skew	T_{OUT_SKEW}			15	ps	
Output Differential Impedance	Z_{OUT_XAUI}	80	100	120	Ω	
Differential Output Return Loss	RL_{OUT}	10			dB	100MHz to 2.5GHz
Total Jitter	TJ_{XAUI}			0.35	UI	Near-end No pre-equalization 1 UI=320 ps
Deterministic Jitter	DJ_{XAUI}			0.17	UI	
C) Power-On Reset Characteristics						
Power-On Reset and TX_ONOFF Characteristics						According to XENPAK MSA Issue
D) MDIO I/O AC Characteristics (MDIO; MDC)						
MDIO Data Hold Time	T_{HOLD}	10			ns	
MDIO Data Setup Time	T_{SU}	10			ns	
Delay from MDC Rising Edge to MDIO Data Change	T_{DELAY}			300	ns	
MDC Clock Rate	f_{MAX}			2.5	MHz	

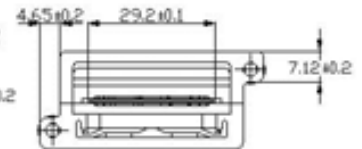
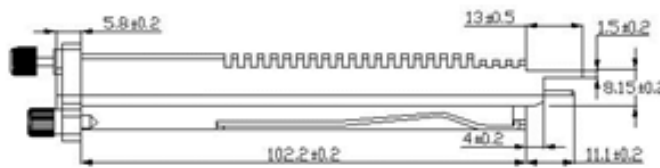
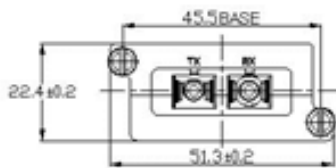
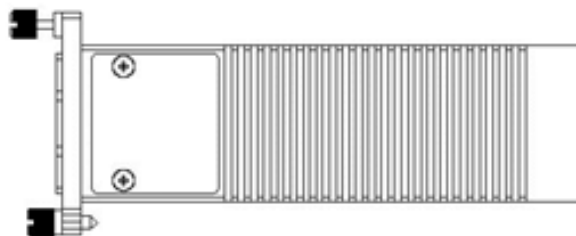


Precision Rated Optics

Work with a PRO!

Digital Diagnostic

Parameter	Symbol	Min	Type	Max	Unit	Remarks
Temperature Monitor	T _{MON}	-5		+5	°C	
Laser Bias Monitor	I _{MON}	-10		+10	%	
TX Power Monitor	P _{TX}	-3		+3	dBm	
RX Power Monitor	P _{RX}	-3		+3	dBm	



Unit: millimeter






Precision Rated Optics

Work with a PRO!

Electrical Pad Layout





Precision Rated Optics

Work with a PRO!

Pin Assignment - Pin 1 to Pin 35:

PIN #	Symbol	I/O	Logic	Description
1	GND	I	Supply	Electrical ground
2	GND	I	Supply	Electrical ground
3	GND	I	Supply	Electrical ground
4	5.0V	I	Supply	Power
5	3.3V	I	Supply	Power
6	3.3V	I	Supply	Power
7	APS	I	Supply	Adaptive Power Supply
8	APS	I	Supply	Adaptive Power Supply
9	LASI	O	Open Drain	Link Alarm Status Interrupt. 10-22k ohm pull up on host
10	RESET	I	1.2V CMOS	TX OFF when MDIO RESET
11	VEND SPECIFIC			Vendor Specific Pin. Leave unconnected
12	TX ON/OFF	I	1.2V CMOS	Transmitter ON/OFF
13	RESERVED			Reserved
14	MOD DETECT	O		Pulled low inside module through 1k ohm
15	VEND SPECIFIC			Vendor Specific Pin. Leave unconnected
16	VEND SPECIFIC			Vendor Specific Pin. Leave unconnected
17	MDIO	I/O	Open Drain	Management Data IO
18	MDC	I	1.2V CMOS	Management Data Clock
19	PRTAD4	I	1.2V CMOS	Port Address bit 4 (Low=0)
20	PRTAD3	I	1.2V CMOS	Port Address bit 3 (Low=0)
21	PRTAD2	I	1.2V CMOS	Port Address bit 2 (Low=0)
22	PRTAD1	I	1.2V CMOS	Port Address bit 1 (Low=0)
23	PRTAD0	I	1.2V CMOS	Port Address bit 0 (Low=0)
24	VEND SPECIFIC			Vendor Specific Pin. Leave unconnected
25	APS SET	O		Feedback output for APS
26	RESERVED			Reserved for Avalanche Photodiode use
27	APS SENSE	O	Analog	APS Sense Connection
28	APS	I	Supply	Adaptive Power Supply
29	APS	I	Supply	Adaptive Power Supply
30	3.3V	I	Supply	Power
31	3.3V	I	Supply	Power
32	5.0V		Supply	Power
33	GND	I	Supply	Electrical Ground
34	GND	I	Supply	Electrical Ground
35	GND	I	Supply	Electrical Ground



Precision Rated Optics

Work with a PRO!

Pin Assignment - Pin 36 to Pin 70:

PIN #	Symbol	I/O	Logic	Description
36	GND	I	Supply	Electrical ground
37	GND	I	Supply	Electrical ground
38	RESERVED			Reserved
39	RESERVED			Reserved
40	GND	I	Supply	Electrical ground
41	RX LANE 0+	O	AC	Module XAUI Output Lane 0+
42	RX LANE 0-	O	AC	Module XAUI Output Lane 0-
43	GND	I	Supply	Electrical ground
44	RX LANE 1+	O	AC	Module XAUI Output Lane 1+
45	RX LANE 1-	O	AC	Module XAUI Output Lane 1-
46	GND	I	Supply	Electrical ground
47	RX LANE 2+	O	AC	Module XAUI Output Lane 2+
48	RX LANE 2-	O	AC	Module XAUI Output Lane 2-
49	GND	I	Supply	Electrical ground
50	RX LANE 3+	O	AC	Module XAUI Output Lane 3+
51	RX LANE 3-	O	AC	Module XAUI Output Lane 3-
52	GND	I	Supply	Electrical ground
53	GND	I	Supply	Electrical ground
54	GND	I	Supply	Electrical ground
55	TX LANE 0+	O	AC	Module XAUI Input Lane 0+
56	TX LANE 0-	O	AC	Module XAUI Input Lane 0-
57	GND	I	Supply	Electrical ground
58	TX LANE 1+	O	AC	Module XAUI Input Lane 1+
59	TX LANE 1-	O	AC	Module XAUI Input Lane 1-
60	GND	I	Supply	Electrical ground
61	TX LANE 2+	O	AC	Module XAUI Input Lane 2+
62	TX LANE 2-	O	AC	Module XAUI Input Lane 2-
63	GND	I	Supply	Electrical ground
64	TX LANE 3+	O	AC	Module XAUI Input Lane 3+
65	TX LANE 3-	O	AC	Module XAUI Input Lane 3-
66	GND	I	Supply	Electrical ground
67	RESERVED			Reserved
68	RESERVED			Reserved
69	GND	I	Supply	Electrical Ground
70	GND	I	Supply	Electrical Ground